

IN BRIEF

Jack and the Beanstalk is the tale of a poor but brave young boy who climbs a magic beanstalk and discovers a giant's castle at the top. When he finds out that the giant eats little boys, Jack gets his revenge!



LITERACY LESSON IDEAS

- *Jack and the Beanstalk* is an interesting tale because he has lots of problems to solve along the way. His cow stops giving milk, Jack and his mother are poor, Jack gets in trouble with his mum, Jack discovers a boy-eating giant, Jack wakes up the giant. Can your class recognise each problem and solution in the story? Do some of the solutions solve more than one problem? Write them down on our **Story Problem and Solution Sheet**.
- Was Jack right to trade Milky-White for the beans? Was he right to steal from the giant? Should he have climbed the beanstalk a second and third time? Talk about how Jack behaved. What adjectives would you use to describe him?
- How did the Giant feel about Jack stealing from him? Write a diary from the perspective of the Giant, talking about the day Jack stole his golden hen. Was he sad or angry? Use our **Storytime Diary Sheet**.
- See our **Jack and the Beanstalk Word Wise Sheet** and try our fun writing exercises.
- Retell our story in pictures and with simple, short sentences using our **Storytime Storyboard Sheet**. Make sure your story is in the right order. Use our **Jack and the Beanstalk Match Game** and our **Jack and the Beanstalk: Name the Characters** sheets as writing prompts.
- Use our printable **Jack and Giant Masks** to do some story roleplay.



SCIENCE LESSON IDEAS

- Growing your own beanstalks is a great way to bring the story to life. Use our **Beanstalk Growth Chart** to mark down how tall your beanstalks grow each week and make your own personalised **Beanstalk Plant Marker** to stick to the top of your canes.

3

MATHS LESSON IDEAS

- Do some Jack and the Beanstalk counting and addition. Use a purse filled with fake gold coins (how many coins did Jack steal from the giant?), golden eggs (keep a tally chart to show many eggs the hen laid each day) or see our **Magic Beans Maths Sheet** for ideas.
- Jack and the Beanstalk is also a story of sizes: big and small. There's a big castle and a small cottage, a big beanstalk and a small bean, and a big giant and a small boy. Print off our **Big or Small? Sheet** for a fun and simple exercise to do in class.

4

MUSIC LESSON IDEAS

- Be inspired by the giant's singing harp and listen to harp music in your classroom. Find out about harps: <http://www.dkfindout.com/uk/music-art-and-literature/musical-instruments/harp/> and listen to a professional harpist: <http://www.shelleyfairplay.co.uk/themusic/sound-clips/>

5

P.E. LESSON IDEAS

- Play the Beans Game to get kids warmed up. Ask your class to do funny moves to match each bean name:
 1. Runner Beans: Run around the room or on the spot
 2. Broad Beans: Do a big, broad star shape
 3. Baked Beans: Lie on the floor, like beans on toast
 4. Kidney Beans: Make a curvy C-shape with your body
 5. Butter Beans: Pretend the floor is slippery
 6. Jumping Beans: Jump up and down
 7. Human Beans: Dance around the room however you like!

- Use different kinds of dried beans and glue to make textured pictures. Use light and dark beans to create patterns, make the letters J, A, C, K from beans or fill in the outline of a beanstalk leaf with beans. Look up “kids bean art” on Google Images and Pinterest for inspiration.
- Ask each child to bring in a kitchen or toilet roll centre and paint the rolls green. Next get each child to write their name on a green beanstalk leaf. Every day, make your beanstalk grow a bit taller and add a new leaf. How tall does it need to grow to fit everyone’s name on?
- Print out our **Jack and the Beanstalk Colouring Sheet** or draw your favourite characters from the story in a **Storytime Picture Frame**.



HAPPY HOMOPHONES!

Homophones are words that sound the same but mean different things, like 'sea' and 'see'. Can you spot a homophone in our Word Watch list? Do you know another way to spell it? Write it here.

The homophone is _____

I can spell it like this _____

Do you know any more homophones? Use this space to write them down.

WORD WATCH

Here are the meanings of some of the trickier words in *Jack and the Beanstalk* (Storytime, Issue 5).

- ▷ Pail – bucket
- ▷ Despaired – felt very worried
- ▷ Enquired – asked
- ▷ Trade – to buy and sell or swap
- ▷ Enormous – very big
- ▷ Grind – crush into powder
- ▷ Mistaken – wrong
- ▷ Anxiously – feeling nervous or worried
- ▷ Melody – a nice tune

COMPREHENSION CHECK

1. In the story, who despaired and why?

2. What did the old man want to trade?

3. What played a melody?

WRITE IT!

What do you think the magic harp sang to the giant?
Can you write a four-line song for the magic harp to sing?

JACK AND THE BEANSTALK: MATCH GAME

Can you match the items in the story to the things they produce?



PURSE



PAIL OF MILK

GOLDEN HEN



BEANSTALK

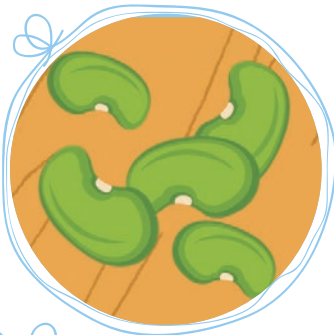


MAGIC HARP




GOLDEN EGG


MAGIC BEANS



MUSIC



MILKY-WHITE



GOLD COINS

NAME THE CHARACTERS

Can you name all the characters
from *Jack and the Beanstalk*? See
Storytime Issue 5 for help!



Print out and cut out our Jack and Giant masks so you can act out our *Jack and the Beanstalk* fairy tale from Storytime, Issue 5.



Print out and cut out our Jack and Giant masks so you can act out our *Jack and the Beanstalk* fairy tale from Storytime, Issue 5.



How many beans make five? Fill in the blanks below?

NAME _____ CLASS _____

$1 + \underline{\quad} = 5$

$6 - \underline{\quad} = 5$

$2 + \underline{\quad} = 5$

$7 - \underline{\quad} = 5$

$3 + \underline{\quad} = 5$

$8 - \underline{\quad} = 5$

$4 + \underline{\quad} = 5$

$9 - \underline{\quad} = 5$

$5 + \underline{\quad} = 5$

$10 - \underline{\quad} = 5$


If Jack's beanstalk grows 5 metres every day, how tall is it at the end of three days? How tall is it at the end of one week?

Answers: _____ and _____

TIP!

Use real dried beans to help you with your sums.

Cut out our numbered bean cards, laminate them and make your own Magic Bean Maths sums! For EYFS, place the cards in order from 1 to 10 or backwards from 10 to 1. For KS1, use them for addition and subtraction.



BIG OR SMALL?

In *Jack and the Beanstalk*, which of these objects or characters are big and which ones are small? Write big or small below each one.














Think of something big and something small and write them here...

BIG

SMALL

NAME _____

CLASS _____

Week	Date	Height
1		
2		
3		
4		
5		
6		

My beanstalk is _____ cm tall.

TIP!

See Storytime Issue 5 to find out how to grow a beanstalk using kitchen roll.

Write your name in the blank space on the cloud and stick to this to the top of your beanstalk cane. Your very own giant's castle in the clouds!




COLOURING SHEET

Colour in this picture of Jack
climbing the beanstalk from
Storytime Issue 5!



NAME _____ CLASS _____



JACK AND THE BEANSTALK: PICTURE FRAME

NAME _____ CLASS _____

