

Instructions:

I have found it difficult in the past to get groups of children to 'choose' numbers during Numeracy groupwork. So I made this resource!!

All you do is print the fish and number line, laminate both and cut slots in the fish squares (at the vertical sides of each of the two squares) using a Stanley knife. You then slot the number line up and through the squares to create a number selector.


The children can then create any two digit number by sliding the number line through the fish. I really hope this is helpful to other teachers. I have included two types of fish number selectors; one for 1 digit numbers (SEN?) and one for 2 digit numbers (so if number 8 is on top and 4 below they can choose 84 or 48).


It takes a bit of time to make but they are really handy for the children to use and very successful.


0	1	2	3	4	5	6	7	8	9
---	---	---	---	---	---	---	---	---	---

0	1	2	3	4	5	6	7	8	9
---	---	---	---	---	---	---	---	---	---

0	1	2	3	4	5	6	7	8	9
---	---	---	---	---	---	---	---	---	---







	0	1	2	3	4	5	6	7	8	9	
--	---	---	---	---	---	---	---	---	---	---	--

	0	1	2	3	4	5	6	7	8	9	
--	---	---	---	---	---	---	---	---	---	---	--

	0	1	2	3	4	5	6	7	8	9	
--	---	---	---	---	---	---	---	---	---	---	--

	0	1	2	3	4	5	6	7	8	9	
--	---	---	---	---	---	---	---	---	---	---	--

	0	1	2	3	4	5	6	7	8	9	
--	---	---	---	---	---	---	---	---	---	---	--

	0	1	2	3	4	5	6	7	8	9	
--	---	---	---	---	---	---	---	---	---	---	--

